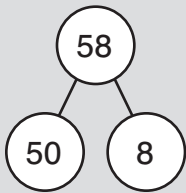


Home Connection

This chapter continues with place value, counting, and comparing numbers to 100. Similar to the chapter on Numbers to 40, your child will learn to model numbers to 100 in several ways.

Number words: **fifty-eight**


Number bonds:



Place-value cards:




Place-value organizer or chart:

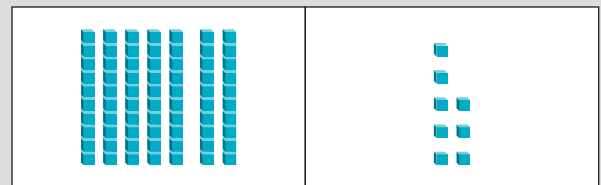


Tens	Ones
5	8

Your child will also compare numbers to 100 and look for patterns on the hundred chart. She will find numbers that are one more or one less and ten more or ten less than a given number.



Tens	Ones
8	3



Tens	Ones
7	8

8 tens is more than 7 tens

What can we do at home?

- Dot to dot activities with numbers to 100 help students identify numbers and sequence them correctly. Many can be found free online.
- Play the Game of War using a deck of playing cards with the face cards removed. Both players flip over 2 cards next to each other creating a 2-digit number. The card on the left is the tens, the card on the right is the ones. Compare the numbers and the player with the greater number keeps the cards (or scores a point).
- Play Three in a Row using a 100 chart, counters, and a deck of playing cards with the face cards removed.
 - Players take turns drawing 2 cards and making a 2-digit number. The cards can be in either order.
 - They place a counter on their 2-digit number on the hundreds chart.
 - The winner is the first player to get three counters in a row.

Hundred Chart

1	2	3	4	5	6	7	8	9	10
11	12	13	14	15	16	17	18	19	20
21	22	23	24	25	26	27	28	29	30
31	32	33	34	35	36	37	38	39	40
41	42	43	44	45	46	47	48	49	50
51	52	53	54	55	56	57	58	59	60
61	62	63	64	65	66	67	68	69	70
71	72	73	74	75	76	77	78	79	80
81	82	83	84	85	86	87	88	89	90
91	92	93	94	95	96	97	98	99	100